



FLUORESCENT LIGHTS



CONTENT

FLUORESCENT LIGHTS

NTFA T5 Linkable Fluorescent Light	01
NTF T5 Linkable Fluorescent Light	02
NAF T5 Linkable Cabinet Light	03
CLF T5 Linkable Corner Light	04
STF T5 Compact Fluorescent Light	05
MF T5 Slim Fluorescent Light DEF T5 Deluxe Fluorescent Light	06
FB T5 Fishbowl Light	07
LTFK T4 Linkable Fluorescent Light	09
WTF T4 Hardwire Fluorescent Light	10
T4 Accessories	11
DAF T8 Deluxe Fluorescent Light	13
CLF T8 Corner Light EF T8 Slim-line Fluorescent Light	14
DCF T8 Deluxe Fluorescent Light w/ Oval Diffuser	15
LF-15 T8 Under Cabinet Light	16
CSL T8 Colour Stick Light	17



INTRODUCTION



Luen Yick Electrical MFG. CO., LTD. established in 1968. We are expert in electrical and lighting products. With our sophisticated testing laboratory, under the stringent quality control procedures are carried out, we would surely fulfill your requirement. It is appreciated with our worldwide customers with our 38 years of experience. Our mainland China factory have awarded with BSI certificate (BS EN ISO9001: 2000), we would perform highly commitment to quality. Our products meet CE, GS, Semko & UL Approvals.

Besides, all production processes are done In-house from tooling to finished products. The customers' designs are always welcome and your work with us stays confidential. OEM / ODM orders are welcome.



Tooling Department



Plastic Extrusion Department



Plastic Injection Department



Metal Stamping Department



EMC Test Instrument



Photometric, Colorimetric & Electric Parameters

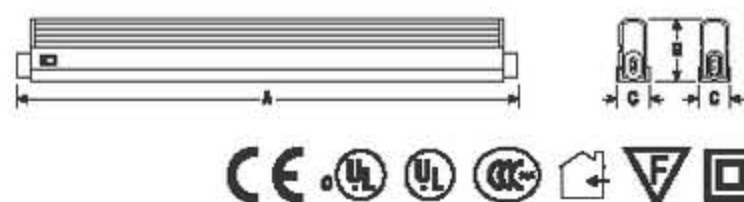
NTFA-D T5 Linkable Fluorescent Light w/ Diffuser



Suitable For All
T5 Standard
Fluorescent Tubes

MODEL	WATT	LAMP	DIMENSION (mm) A x B x C	IND. BOX (mm)	OUTER CARTON (mm) DIMENSION / PCS.	WEIGHT (kg) G.W. N.W.	
NTFA6WRSD	6W	F6T5	271 x 48 x 25	518 x 60 x 31	550 x 330 x 205 / 25	7.50	3.50
NTFA8WRSD	8W	F8T5	347 x 48 x 25	596 x 60 x 31	625 x 330 x 205 / 25	8.50	4.30
NTFA13WRSD	13W	F13T5	575 x 48 x 25	820 x 60 x 31	850 x 330 x 205 / 25	11.20	6.80
NTFA14WRSD	14W	F14T5	608 x 48 x 25	854 x 60 x 31	885 x 330 x 205 / 25	14.50	10.00
NTFA21WRSD	21W	F21T5	908 x 48 x 25	1162 x 60 x 31	1185 x 330 x 205 / 25	21.00	16.00
NTFA28WRSD	28W	F28T5	1208 x 48 x 25	1450 x 60 x 31	1475 x 280 x 180 / 20	20.50	15.10
NTFA35WRSD	35W	F35T5	1508 x 48 x 25	1749 x 60 x 31	1774 x 280 x 180 / 20	23.70	17.80

- Voltage: 120V / 230V Base: G5
- Built-in electronic circuit
- Colour temperature: 2700K, 3500K, 4000K, 6500K
- High output fluorescent 24W, 39W, 54W, 80W version available
- Aluminium casing colour: CR=CHROME BR=BRASS SN=SATIN NICKEL MC=MATT CHROME

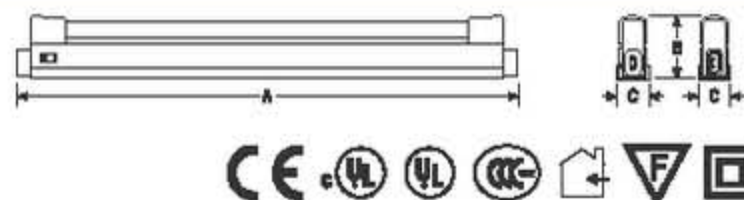


NTFA T5 Linkable Fluorescent Light



MODEL	WATT	LAMP	DIMENSION (mm) A x B x C	IND. BOX (mm)	OUTER CARTON (mm) DIMENSION / PCS.	WEIGHT (kg) G.W. N.W.	
NTFA6WRS	6W	F6T5	271 x 48 x 25	518 x 60 x 31	550 x 330 x 205 / 25	6.90	2.90
NTFA8WRS	8W	F8T5	347 x 48 x 25	596 x 60 x 31	625 x 330 x 205 / 25	7.80	3.60
NTFA13WRS	13W	F13T5	575 x 48 x 25	820 x 60 x 31	850 x 330 x 205 / 25	10.00	6.30
NTFA14WRS	14W	F14T5	608 x 48 x 25	854 x 60 x 31	885 x 330 x 205 / 25	13.10	8.80
NTFA21WRS	21W	F21T5	908 x 48 x 25	1152 x 60 x 31	1185 x 330 x 205 / 25	18.90	12.90
NTFA28WRS	28W	F28T5	1208 x 48 x 25	1450 x 60 x 31	1475 x 280 x 180 / 20	18.20	12.80
NTFA35WRS	35W	F35T5	1608 x 48 x 25	1749 x 60 x 31	1774 x 280 x 180 / 20	20.90	14.80

- Voltage: 120V / 230V Base: G5
- Built-in electronic circuit
- Colour temperature: 2700K, 3500K, 4000K, 6500K
- High output fluorescent 24W, 39W, 54W, 80W version available
- Aluminium casing colour: CR=CHROME BR=BRASS SN=SATIN NICKEL MC=MATT CHROME



T5 Diffuser for NTFA & NTF Series



MODEL	WATT	DIMENSION (mm) A x B x C	OUTER CARTON (mm) DIMENSION / PCS.	WEIGHT (kg) G.W. N.W.	
NTFD6	6W	230 x 22 x 23	265 x 150 x 280 / 50	2.50	1.30
NTFD8	8W	306 x 22 x 23	340 x 150 x 280 / 50	2.80	1.40
NTFD13	13W	534 x 22 x 23	600 x 150 x 280 / 50	4.00	2.50
NTFD14	14W	587 x 22 x 23	600 x 150 x 280 / 50	4.30	2.80
NTFD21	21W	868 x 22 x 23	900 x 150 x 280 / 60	5.60	4.16
NTFD28	28W	1168 x 22 x 23	1200 x 150 x 280 / 60	7.20	5.70
NTFD35	35W	1488 x 22 x 23	1500 x 150 x 280 / 50	8.80	7.10

- Construction: PMMA
- NTFD6-P for prismatic diffuser
- NTFD6-O for opal diffuser



NTF-D T5 Linkable Fluorescent Light w/ Diffuser




**ENERGY
SAVING**

MODEL	WATT	LAMP	DIMENSION (mm) A x B x C	IND. BOX (mm)	OUTER CARTON (mm) DIMENSION / PCS.	WEIGHT (kg)	
						G.W.	N.W.
NTF6WRSD	6W	F6T5	271 x 48 x 25	518 x 60 x 31	550 x 330 x 205 / 25	6.80	3.20
NTF8WRSD	8W	F8T5	347 x 48 x 25	598 x 60 x 31	625 x 330 x 205 / 25	7.70	3.90
NTF13WRSD	13W	F13T5	575 x 48 x 25	820 x 60 x 31	850 x 330 x 205 / 25	10.10	5.90
NTF14WRSD	14W	F14T5	608 x 48 x 25	854 x 60 x 31	885 x 330 x 205 / 25	13.10	9.00
NTF21WRSD	21W	F21T5	908 x 48 x 25	1162 x 60 x 31	1185 x 330 x 205 / 25	18.90	13.60
NTF28WRSD	28W	F28T5	1208 x 48 x 25	1450 x 60 x 31	1475 x 280 x 180 / 20	18.00	13.60
NTF35WRSD	35W	F35T5	1508 x 48 x 25	1749 x 60 x 31	1774 x 280 x 180 / 20	22.00	15.90

- Voltage: 120V / 230V Base: G5
- Built-in electronic circuit
- Colour temperature: 2700K, 3500K, 4000K, 6500K
- High output fluorescent 24W, 39W, 54W, 80W version available
- Polycarbonate casing colour: WH-WHITE BK-BLACK

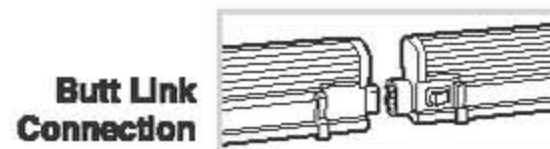
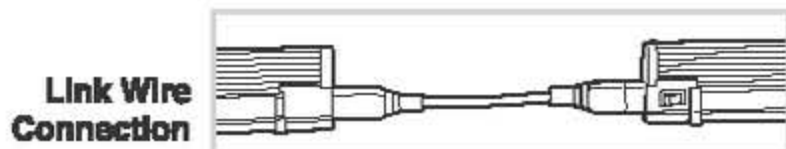


NTF T5 Linkable Fluorescent Light



MODEL	WATT	LAMP	DIMENSION (mm) A x B x C	IND. BOX (mm)	OUTER CARTON (mm) DIMENSION / PCS.	WEIGHT (kg)	
						G.W.	N.W.
NTF6WRS	6W	F6T5	271 x 48 x 25	518 x 60 x 31	550 x 330 x 205 / 25	6.10	2.50
NTF8WRS	8W	F8T5	347 x 48 x 25	596 x 60 x 31	625 x 330 x 205 / 25	6.90	3.20
NTF13WRS	13W	F13T5	575 x 48 x 25	820 x 60 x 31	850 x 330 x 205 / 25	8.80	4.60
NTF14WRS	14W	F14T5	608 x 48 x 25	854 x 60 x 31	885 x 330 x 205 / 25	11.70	7.60
NTF21WRS	21W	F21T5	908 x 48 x 25	1152 x 60 x 31	1185 x 330 x 205 / 25	18.80	11.40
NTF28WRS	28W	F28T5	1208 x 48 x 25	1450 x 60 x 31	1475 x 280 x 180 / 20	16.70	11.30
NTF35WRS	35W	F35T5	1508 x 48 x 25	1748 x 60 x 31	1774 x 280 x 180 / 20	18.20	13.10

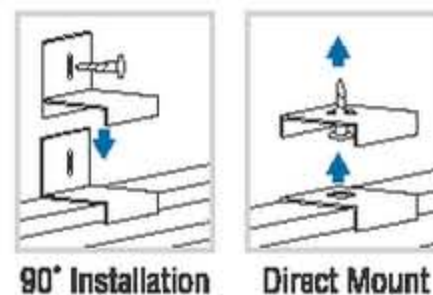
- Voltage: 120V / 230V Base: G5
- Built-in electronic circuit
- Colour temperature: 2700K, 3500K, 4000K, 6500K
- High output fluorescent 24W, 39W, 54W, 80W version available
- Polycarbonate casing co. WH-WHITE BK-BLACK



T5 Mounting Clip for NTFA & NTF Series



- 2 sets of mounting clip included with each fitting
- Designed for use with Kengo T5 Linkable Fluorescent Fitting

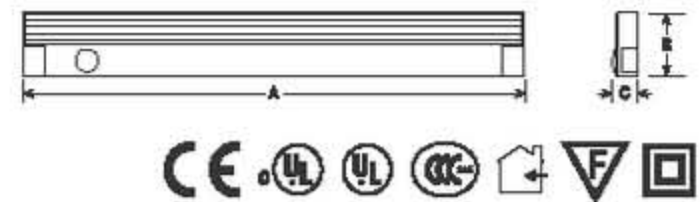


NAF T5 Linkable Cabinet Light




MODEL	WATT	LAMP	DIMENSION (mm) A x B x C	IND. BOX (mm)	OUTER CARTON (mm) DIMENSION / PCS.	WEIGHT (kg)	
						G.W.	N.W.
NAF6WRSD	6W	F6T5	278 x 69 x 24	303 x 110 x 33	330 x 470 x 375 / 40	14.40	10.60
NAF8WRSD	8W	F8T5	354 x 69 x 24	378 x 110 x 33	405 x 470 x 375 / 40	18.40	12.20
NAF13WRSD	13W	F13T5	582 x 69 x 24	605 x 110 x 33	630 x 385 x 355 / 30	19.50	14.70
NAF14WRSD	14W	F14T5	625 x 69 x 24	637 x 110 x 33	662 x 365 x 355 / 30	20.80	15.60
NAF21WRSD	21W	F21T5	916 x 69 x 24	936 x 110 x 33	965 x 470 x 205 / 20	19.60	14.60
NAF28WRSD	28W	F28T5	1215 x 69 x 24	1235 x 110 x 33	1255 x 240 x 185 / 10	13.30	9.90
NAF35WRSD	35W	F35T5	1415 x 69 x 24	1535 x 110 x 33	1555 x 240 x 185 / 10	16.20	12.30

- Voltage: 120V / 230V Base: G5
- Built-in electronic circuit
- Colour temperature: 2700K, 3500K, 4000K, 6500K
- High output fluorescent 24W, 39W, 54W, 80W version available
- Aluminium casing colour: WH-WHITE



NAF/PIR T5 Linkable Cabinet Light with Sensor

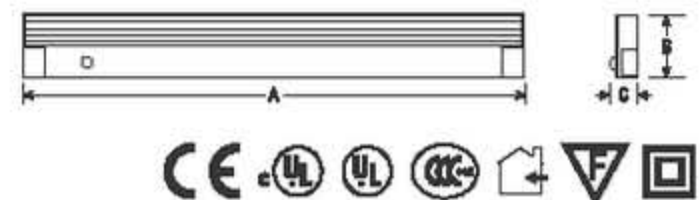


PIR Sensor Function

- Detection angle: 110°, Max. 1 Meter
- Time duration: 10 sec., 3 & 5 min. preset

MODEL	WATT	LAMP	DIMENSION (mm) A x B x C	IND. BOX (mm)	OUTER CARTON (mm) DIMENSION / PCS.	WEIGHT (kg)	
						G.W.	N.W.
NAF8W/PIR	8W	F8T5	354 x 69 x 24	378 x 110 x 33	405 x 470 x 375 / 40	18.40	12.20
NAF13W/PIR	13W	F13T5	582 x 69 x 24	606 x 110 x 33	625 x 240 x 185 / 30	19.30	14.70
NAF14W/PIR	14W	F14T5	625 x 69 x 24	637 x 110 x 33	657 x 240 x 185 / 30	20.80	15.80
NAF21W/PIR	21W	F21T5	915 x 69 x 24	936 x 110 x 33	965 x 470 x 205 / 20	19.50	14.50
NAF28W/PIR	28W	F28T5	1216 x 69 x 24	1236 x 110 x 33	1260 x 250 x 190 / 10	13.30	9.90
NAF35W/PIR	35W	F35T5	1416 x 69 x 24	1536 x 110 x 33	1580 x 250 x 190 / 10	18.60	12.30

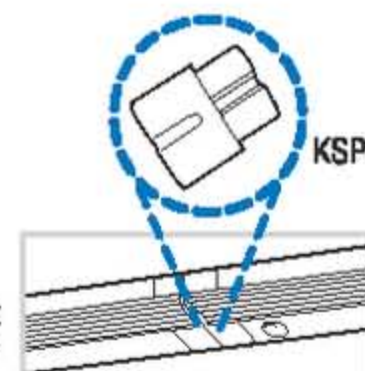
- Voltage: 120V / 230V Base: G5
- Built-in electronic circuit
- Colour temperature: 2700K, 3500K, 4000K, 6500K
- High output fluorescent 24W, 39W, 54W, 80W version available
- Aluminium casing colour: WH-WHITE



Link Wire Connection





Butt Link Connection



CLF T5 Linkable Corner Light



Anti-glare Diffuser
Patent 200420044766.1

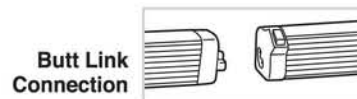
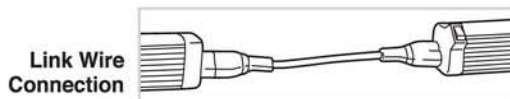



Designed for
90° Corner
Application



MODEL	WATT	LAMP	DIMENSION (mm) A x B x C	IND. BOX (mm)	OUTER CARTON (mm) DIMENSION / PCS.	WEIGHT (kg)	
						G.W.	N.W.
CLF6WT5	6W	F6T5	275 x 44.8 x 41	276 x 73 x 44	310 x 405 x 515 / 50	14.50	10.00
CLF8WT5	8W	F8T5	333 x 44.8 x 41	353 x 73 x 44	385 x 405 x 515 / 50	17.20	11.70
CLF13WT5	13W	F13T5	562 x 44.8 x 41	580 x 73 x 44	605 x 332 x 47 / 40	19.60	14.00
CLF14WT5	14W	F14T5	594 x 44.8 x 41	610 x 73 x 44	635 x 332 x 47 / 40	21.50	14.40
CLF21WT5	21W	F21T5	894 x 44.8 x 41	913 x 73 x 44	945 x 405 x 275 / 25	20.50	14.80
CLF28WT5	28W	F28T5	1194 x 44.8 x 41	1212 x 73 x 44	1237 x 254 x 245 / 15	16.20	11.50
CLF35WT5	35W	F35T5	1494 x 44.8 x 41	1510 x 73 x 44	1535 x 254 x 245 / 15	20.00	13.60

- Voltage: 120V / 230V Base: G5
- Built-in electronic circuit
- Colour temperature: 2700K, 3500K, 4000K, 6500K
- High output fluorescent 24W, 39W, 54W, 80W version available
- Aluminium casing colour: WH-WHITE SG-SILVER GREY SN-SATIN NICKEL

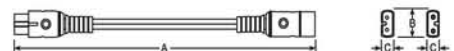


T5 Linkable Wire for NTFA, NTF, NAF, NAF/PIR & CLF Series



MODEL	DIMENSION (mm) A x B x C	OUTER CARTON (mm) DIMENSION / PCS.	WEIGHT (kg)	
			G.W.	N.W.
KLS-0.2M	290 x 20 x 10	372 x 230 x 390 / 100	3.80	2.00
KLS-0.3M	390 x 20 x 10	372 x 230 x 390 / 100	3.80	2.00
KLS-0.5M	590 x 20 x 10	372 x 230 x 390 / 100	4.60	2.50
KLS-1.0M	1090 x 20 x 10	372 x 230 x 390 / 100	6.30	4.00

- Designed for use with Kengo T5 & T4 (LTFK & LTFKA Series) Linkable Fluorescent Fittings



STF T5 Compact Fluorescent Light

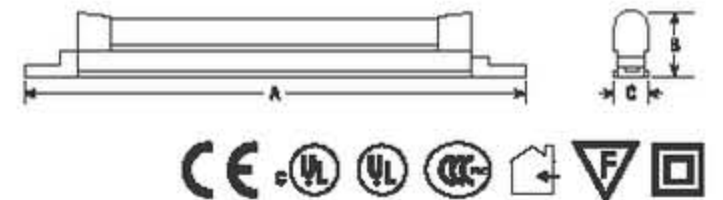


Safety Design Casing
made of **Full Plastic** material



MODEL	WATT	LAMP	DIMENSION (mm) A x B x C	IND. BOX (mm)	OUTER CARTON (mm) DIMENSION / PCS.	WEIGHT (kg) G.W. N.W.
STF6	6W	F8T5	309 x 47 x 22	313 x 55 x 32	340 x 310 x 375 / 50	7.00 5.50
STF8	8W	F8T5	385 x 47 x 22	390 x 55 x 32	415 x 310 x 375 / 50	7.30 5.80
STF13	13W	F13T5	613 x 47 x 22	618 x 55 x 32	640 x 310 x 375 / 50	13.30 11.80
STF14	14W	F14T5	848 x 47 x 22	851 x 55 x 32	880 x 310 x 375 / 50	13.80 12.30
STF21	21W	F21T5	948 x 47 x 22	951 x 55 x 32	375 x 310 x 200 / 25	13.50 11.90
STF28	28W	F28T5	1248 x 47 x 22	1250 x 55 x 32	1275 x 310 x 200 / 25	17.50 15.80
STF36	36W	F36T6	1648 x 47 x 22	1651 x 55 x 32	1680 x 310 x 200 / 25	21.50 19.80

- Voltage: 120V / 230V Base: G5
- Built-in electronic circuit
- Colour temperature: 2700K, 3500K, 4000K, 6500K
- High output fluorescent 24W, 39W, 54W, 80W version available
- Polycarbonate casing colour: W=WHITE



INSTALLATION



MODEL	WATT	DIMENSION (mm) A x B x C	OUTER CARTON (mm) DIMENSION / PCS.	WEIGHT (kg) G.W. N.W.
S6	6W	227 x 22 x 23	285 x 150 x 280 / 50	2.60 1.30
S8	8W	303 x 22 x 23	340 x 150 x 280 / 50	2.80 1.40
S13	13W	531 x 22 x 23	600 x 150 x 280 / 50	4.00 2.50
S14	14W	584 x 22 x 23	600 x 150 x 280 / 50	4.30 2.80
S21	21W	884 x 22 x 23	900 x 150 x 280 / 50	5.80 4.20
S28	28W	1184 x 22 x 23	1200 x 150 x 280 / 50	7.20 5.70
S35	35W	1484 x 22 x 23	1500 x 150 x 280 / 50	8.80 7.10




MF T5 Slim Fluorescent Light







MODEL	WATT	LAMP	DIMENSION (mm) A x B x C	IND. BOX (mm)	OUTER CARTON (mm) DIMENSION / PCS.	WEIGHT (kg)	
						G.W.	N.W.
MF8T5	8W	F8T5	320 x 56 x 39	60 x 66 x 340	342 x 234 x 266 / 20	8.30	7.80
MF13T5	13W	F13T5	548 x 56 x 39	60 x 66 x 560	572 x 234 x 266 / 20	17.80	16.30

- Voltage: 120V / 230V Base: G5
- Built-in magnetic ballast
- Colour temperature: 2700K, 3500K, 4000K, 6500K
- Metal casing colour: WH=WHITE



DEF T5 Deluxe Fluorescent Light



MODEL	WATT	LAMP	DIMENSION (mm) A x B x C	IND. BOX (mm)	OUTER CARTON (mm) DIMENSION / PCS.	WEIGHT (kg)	
						G.W.	N.W.
DEF114	14W	F14T5	592 x 68 x 37	607 x 42 x 73	617 x 220 x 229 / 15	14.00	12.00
DEF121	21W	F21T5	892 x 68 x 37	907 x 42 x 73	917 x 220 x 229 / 15	17.40	15.00
DEF128	28W	F28T5	1192 x 68 x 37	1207 x 42 x 73	1217 x 220 x 229 / 15	20.80	18.00
DEF135	35W	F35T5	1492 x 68 x 37	1507 x 42 x 73	1517 x 220 x 229 / 15	24.20	21.00
DEF214	2 x 14W	F14T5	592 x 68 x 47	607 x 52 x 73	617 x 218 x 229 / 12	13.70	12.00
DEF221	2 x 21W	F21T5	892 x 68 x 47	907 x 52 x 73	917 x 218 x 229 / 12	17.00	15.00
DEF228	2 x 28W	F28T5	1192 x 68 x 47	1207 x 52 x 73	1217 x 218 x 229 / 12	20.40	18.00
DEF235	2 x 35W	F35T5	1492 x 68 x 47	1507 x 52 x 73	1517 x 218 x 229 / 12	23.80	21.00
DEF114D	14W	F14T5	592 x 73 x 56	607 x 61 x 78	617 x 254 x 244 / 12	12.70	10.80
DEF121D	21W	F21T5	892 x 73 x 56	907 x 61 x 78	917 x 254 x 244 / 12	15.50	13.20
DEF128D	28W	F28T5	1192 x 73 x 56	1207 x 61 x 78	1217 x 254 x 244 / 08	14.00	12.00
DEF135D	35W	F35T5	1492 x 73 x 56	1507 x 61 x 78	1517 x 254 x 244 / 08	16.80	14.40
DEF214D	2 x 14W	F14T5	592 x 73 x 56	607 x 61 x 78	617 x 254 x 244 / 12	15.10	13.20
DEF221D	2 x 21W	F21T5	892 x 73 x 56	907 x 61 x 78	917 x 254 x 244 / 12	19.70	17.40
DEF228D	2 x 28W	F28T5	1192 x 73 x 56	1207 x 61 x 78	1217 x 254 x 244 / 08	16.20	14.40
DEF235D	2 x 35W	F35T5	1492 x 73 x 56	1507 x 61 x 78	1517 x 254 x 244 / 08	19.30	17.20

- Voltage: 120V / 230V Base: G5
- Built-in electronic ballast
- Colour temperature: 2700K, 3500K, 4000K, 6500K
- Construction: Metal with powder coating
- Casing colour: WH=WHITE



FB1 T5 Fishbowl Light




MODEL	WATT	LAMP	DIMENSION (mm) A x B x C	IND. BOX (mm)	OUTER CARTON (mm) DIMENSION / PCS.	WEIGHT (kg) G.W. N.W.
FB124	1 x 24W	F24T5	605 x 47 x 93	622 x 61 x 140	640 x 450 x 280 / 12	13.50 12.40
FB139	1 x 39W	F39T5	905 x 47 x 93	922 x 61 x 140	940 x 450 x 280 / 12	16.00 14.40
FB154	1 x 54W	F54T5	1205 x 47 x 93	1222 x 61 x 140	1240 x 450 x 280 / 12	22.80 21.40
FB180	1 x 80W	F80T5	1505 x 47 x 93	1522 x 61 x 140	1540 x 450 x 280 / 12	23.60 21.80

- Voltage: 120V / 230V Base: G5
- Built-in electronic ballast
- Colour temperature: 2700K, 3500K, 4000K, 6500K
- High output fluorescent 24W, 39W, 54W, 80W version available
- Construction: Aluminium
- Casing colour: AL=Aluminium

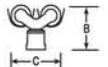


FB2 T5 Fishbowl Light



MODEL	WATT	LAMP	DIMENSION (mm) A x B x C	IND. BOX (mm)	OUTER CARTON (mm) DIMENSION / PCS.	WEIGHT (kg) G.W. N.W.
FB224	2 x 24W	F24T5	605 x 125 x 95	622 x 139 x 142	640 x 580 x 304 / 08	10.90 9.90
FB239	2 x 39W	F39T5	905 x 125 x 95	922 x 139 x 142	940 x 580 x 304 / 08	13.40 12.00
FB254	2 x 54W	F54T5	1205 x 125 x 95	1222 x 139 x 142	1240 x 580 x 304 / 08	19.10 17.50
FB280	2 x 80W	F80T5	1505 x 125 x 95	1522 x 139 x 142	1540 x 580 x 304 / 08	20.40 18.40

- Voltage: 120V / 230V Base: G5
- Built-in electronic ballast
- Colour temperature: 2700K, 3500K, 4000K, 6500K
- High output fluorescent 24W, 39W, 54W, 80W version available
- Construction: Aluminium
- Casing colour: AL=Aluminium



FB Mounting Clip



FB-C1



FB-C2



T4 *Fluorescent Light Series*



LTFK T4 Linkable Fluorescent Light



- Voltage: 120V / 230V Base: G5
- Built-in electronic circuit
- Colour temperature: 2700K, 3400K, 4200K, 6400K
- Polycarbonate casing colour:

WH=WHITE BK=BLACK

MODEL	WATT	LAMP	DIMENSION (mm) A x B x C	IND. BOX (mm)	OUTER CARTON (mm) DIMENSION / PCS.	WEIGHT (kg)	
						G.W.	N.W.
LTFK6WRS	6W	F6T4	275 x 44.5 x 19	76 x 29 x 295	320 x 410 x 310 / 50	13.55	10.68
LTFK10WRS	10W	F10T4	395 x 44.5 x 19	76 x 29 x 406	425 x 410 x 310 / 50	17.50	13.00
LTFK16WRS	16W	F16T4	520 x 44.5 x 19	76 x 29 x 525	540 x 410 x 310 / 50	20.00	15.20
LTFK20WRS	20W	F20T4	620 x 44.5 x 19	76 x 29 x 630	650 x 410 x 310 / 50	23.00	17.30



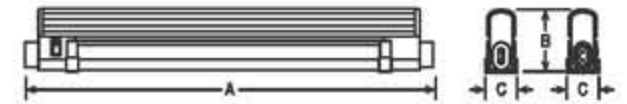
LTFK-D T4 Linkable Fluorescent Light w/ Diffuser



- Voltage: 120V / 230V Base: G5
- Built-in electronic circuit
- Colour temperature: 2700K, 3400K, 4200K, 6400K
- Polycarbonate casing colour:

WH=WHITE BK=BLACK

MODEL	WATT	LAMP	DIMENSION (mm) A x B x C	IND. BOX (mm)	OUTER CARTON (mm) DIMENSION / PCS.	WEIGHT (kg)	
						G.W.	N.W.
LTFK6WRSD	6W	F6T4	275 x 44.5 x 19	76 x 29 x 295	320 x 410 x 310 / 50	14.00	11.40
LTFK10WRSD	10W	F10T4	395 x 44.5 x 19	76 x 29 x 406	425 x 410 x 310 / 50	18.70	14.20
LTFK16WRSD	16W	F16T4	520 x 44.5 x 19	76 x 29 x 525	540 x 410 x 310 / 50	22.15	17.13
LTFK20WRSD	20W	F20T4	620 x 44.5 x 19	76 x 29 x 630	650 x 410 x 310 / 50	22.90	19.30



LTFKA T4 Linkable Fluorescent Light



- Voltage: 120V / 230V Base: G5
- Built-in electronic circuit
- Colour temperature: 2700K, 3400K, 4200K, 6400K
- Aluminium casing colour:

CR=CHROME BR=BRASS

SN=SATIN NICKEL MC=MATT CHROME

MODEL	WATT	LAMP	DIMENSION (mm) A x B x C	IND. BOX (mm)	OUTER CARTON (mm) DIMENSION / PCS.	WEIGHT (kg)	
						G.W.	N.W.
LTFKA6WRS	6W	F6T4	275 x 44.5 x 20	80 x 30 x 295	325 x 420 x 320 / 50	16.20	13.40
LTFKA10WRS	10W	F10T4	395 x 44.5 x 20	80 x 30 x 406	425 x 420 x 320 / 50	21.00	15.60
LTFKA16WRS	16W	F16T4	520 x 44.5 x 20	80 x 30 x 525	540 x 420 x 320 / 50	25.80	19.40
LTFKA20WRS	20W	F20T4	620 x 44.5 x 20	80 x 30 x 630	650 x 420 x 320 / 50	30.20	22.85



LTFKA-D T4 Linkable Fluorescent Light w/ Diffuser



- Voltage: 120V / 230V Base: G5
- Built-in electronic circuit
- Colour temperature: 2700K, 3400K, 4200K, 6400K
- Aluminium casing colour:

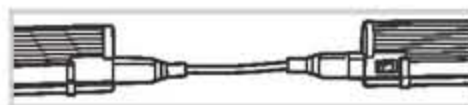
CR=CHROME BR=BRASS

SN=SATIN NICKEL MC=MATT CHROME

MODEL	WATT	LAMP	DIMENSION (mm) A x B x C	IND. BOX (mm)	OUTER CARTON (mm) DIMENSION / PCS.	WEIGHT (kg)	
						G.W.	N.W.
LTFKA6WRSD	6W	F6T4	275 x 44.5 x 20	80 x 30 x 295	325 x 420 x 320 / 50	17.70	15.10
LTFKA10WRSD	10W	F10T4	395 x 44.5 x 20	80 x 30 x 406	425 x 420 x 320 / 50	21.15	16.70
LTFKA16WRSD	16W	F16T4	520 x 44.5 x 20	80 x 30 x 525	540 x 420 x 320 / 50	28.30	21.43
LTFKA20WRSD	20W	F20T4	620 x 44.5 x 20	80 x 30 x 630	650 x 420 x 320 / 50	30.83	27.30



Link Wire Connection



Butt Link Connection




WTF T4 Hardwire Fluorescent Light



- Voltage: 120V / 230V Base: G5
- Built-in electronic circuit
- Colour temperature: 2700K, 3400K, 4200K, 6400K
- Polycarbonate casing colour:

WH-WHITE BK-BLACK

MODEL	WATT	LAMP	DIMENSION (mm) A x B x C	IND. BOX (mm)	OUTER CARTON (mm) DIMENSION / PCS.	WEIGHT (kg)	
						G.W.	N.W.
WTF8	8W	F8T4	258.2 x 44.5 x 19	76 x 29 x 295	320 x 410 x 310 / 50	12.65	8.78
WTF10	10W	F10T4	379.2 x 44.5 x 19	76 x 29 x 408	425 x 410 x 310 / 50	18.60	12.10
WTF16	16W	F16T4	506.6 x 44.5 x 19	76 x 29 x 525	540 x 410 x 310 / 50	19.10	14.30
WTF20	20W	F20T4	606.6 x 44.5 x 19	76 x 29 x 630	650 x 410 x 310 / 50	22.10	16.40



WTF-D T4 Hardwire Fluorescent Light w/ Diffuser



- Voltage: 120V / 230V Base: G5
- Built-in electronic circuit
- Colour temperature: 2700K, 3400K, 4200K, 6400K
- Polycarbonate casing colour:

WH-WHITE BK-BLACK

MODEL	WATT	LAMP	DIMENSION (mm) A x B x C	IND. BOX (mm)	OUTER CARTON (mm) DIMENSION / PCS.	WEIGHT (kg)	
						G.W.	N.W.
WTFD8	8W	F8T4	258.2 x 44.5 x 19	76 x 29 x 295	320 x 410 x 310 / 50	13.10	10.50
WTFD10	10W	F10T4	379.2 x 44.5 x 19	76 x 29 x 408	425 x 410 x 310 / 50	17.60	13.30
WTFD16	16W	F16T4	506.6 x 44.5 x 19	76 x 29 x 525	540 x 410 x 310 / 50	21.25	16.23
WTFD20	20W	F20T4	606.6 x 44.5 x 19	76 x 29 x 630	650 x 410 x 310 / 50	22.00	18.40




WTFA T4 Hardwire Fluorescent Light



- Voltage: 120V / 230V Base: G5
- Built-in electronic circuit
- Colour temperature: 2700K, 3500K, 4000K, 6500K
- Aluminium casing colour:

CR-CHROME BR-BRASS
SN-SATIN NICKEL MC-MATT CHROME

MODEL	WATT	LAMP	DIMENSION (mm) A x B x C	IND. BOX (mm)	OUTER CARTON (mm) DIMENSION / PCS.	WEIGHT (kg)	
						G.W.	N.W.
WTFA8	8W	F8T4	258.2 x 44.5 x 20	80 x 30 x 295	325 x 420 x 320 / 50	15.30	12.50
WTFA10	10W	F10T4	379.2 x 44.5 x 20	80 x 30 x 408	425 x 420 x 320 / 50	20.10	14.70
WTFA16	16W	F16T4	506.6 x 44.5 x 20	80 x 30 x 525	540 x 420 x 320 / 50	24.90	18.50
WTFA20	20W	F20T4	606.6 x 44.5 x 20	80 x 30 x 630	650 x 420 x 320 / 50	28.30	21.95



WTFA-D T4 Hardwire Fluorescent Light w/ Diffuser



- Voltage: 120V / 230V Base: G5
- Built-in electronic circuit
- Colour temperature: 2700K, 3500K, 4000K, 6500K
- Aluminium casing colour:

CR-CHROME BR-BRASS
SN-SATIN NICKEL MC-MATT CHROME

MODEL	WATT	LAMP	DIMENSION (mm) A x B x C	IND. BOX (mm)	OUTER CARTON (mm) DIMENSION / PCS.	WEIGHT (kg)	
						G.W.	N.W.
WTFAD8	8W	F8T4	258.2 x 44.5 x 20	80 x 30 x 295	325 x 420 x 320 / 50	16.80	14.20
WTFAD10	10W	F10T4	379.2 x 44.5 x 20	80 x 30 x 408	425 x 420 x 320 / 50	20.25	15.80
WTFAD16	16W	F16T4	506.6 x 44.5 x 20	80 x 30 x 525	540 x 420 x 320 / 50	27.40	20.53
WTFAD20	20W	F20T4	606.6 x 44.5 x 20	80 x 30 x 630	650 x 420 x 320 / 50	29.99	26.40




T4 Diffuser



MODEL	WATT	DIMENSION (mm) A x B x C	OUTER CARTON (mm) DIMENSION / PCS.	WEIGHT (kg)	
				G.W.	N.W.
LTFD6	6W	235.0 x 17.5 x 18.5	270 x 450 x 510 / 200	7.80	6.00
LTFD10	10W	356.5 x 17.5 x 18.5	385 x 434 x 510 / 200	10.60	7.00
LTFD18	18W	483.5 x 17.5 x 18.5	505 x 434 x 510 / 200	13.50	10.00
LTFD20	20W	583.5 x 17.5 x 18.5	605 x 434 x 510 / 200	15.00	12.00

- Construction: PMMA
- LTFD6-P for prismatic diffuser
- LTFD6-O for opal diffuser



T4 Tube



MODEL	WATT	LUMEN	DIMENSION (mm) A x B	OUTER CARTON (mm) DIMENSION / PCS.	WEIGHT (kg)	
					G.W.	N.W.
F8T4	6W	300	233.5 x 14	280 x 235 x 370 / 200	4.70	2.60
F10T4	10W	500	354.5 x 14	413 x 235 x 370 / 200	6.90	3.90
F18T4	18W	890	481.5 x 14	530 x 235 x 370 / 200	6.60	5.00
F20T4	20W	1200	581.5 x 14	614 x 235 x 370 / 200	10.50	6.00

- Base: G5
- Colour temperature:
2700K, 3400K, 4200K, 6400K

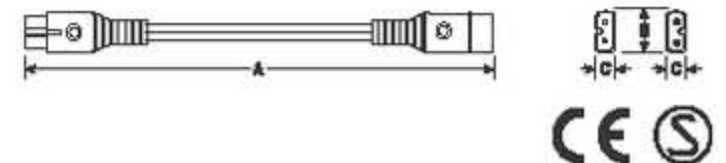


T4 Linkable Wire



MODEL	DIMENSION (mm) A x B x C	OUTER CARTON (mm) DIMENSION / PCS.	WEIGHT (kg)	
			G.W.	N.W.
KLS-0.2M	280 x 20 x 10	372 x 230 x 390 / 100	3.80	2.00
KLS-0.3M	390 x 20 x 10	372 x 230 x 390 / 100	3.80	2.00
KLS-0.5M	590 x 20 x 10	372 x 230 x 390 / 100	4.60	2.50
KLS-1.0M	1090 x 20 x 10	372 x 230 x 390 / 100	6.30	4.00

- Designed for use with Kengo T5 & T4 (LTFK & LTFKA Series) Linkable Fluorescent Fittings



T4 Mounting Clips

For T4 Aluminium Casing



For T4 Polycarbonate Casing



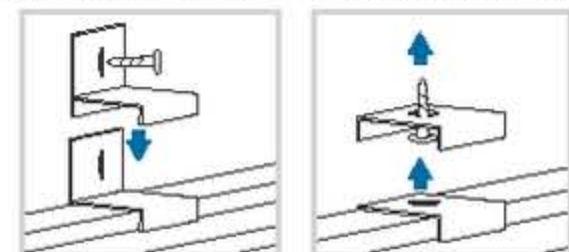
Screwless mounting clip for:



8 mm thickness glass shelves

18 mm thickness wood shelves

2 sets of mounting clip included with each fitting



90° Installation

Direct Mount

- Designed for use with full range of Kengo T4 Fluorescent Fittings



T8

Fluorescent Light Series



DAF T8 Deluxe Fluorescent Light



MODEL	WATT	LAMP	DIMENSION (mm) A x B x C	IND. BOX (mm)	OUTER CARTON (mm) DIMENSION / PGS.	WEIGHT (kg) G.W. N.W.
DAF118	18W	F18T8	620 x 51 x 90	635 x 56 x 95	645 x 234 x 295 / 12	17.80 16.60
DAF136	36W	F36T8	1230 x 51 x 90	1245 x 56 x 95	1255 x 234 x 200 / 08	18.80 18.00
DAF156	58W	F58T8	1530 x 51 x 90	1545 x 56 x 95	1555 x 234 x 200 / 08	22.30 18.80
DAF218	2 x 18W	F18T8	620 x 68 x 90	635 x 73 x 95	645 x 302 x 295 / 12	19.10 16.80
DAF236	2 x 36W	F36T8	1230 x 68 x 90	1245 x 73 x 95	1255 x 229 x 200 / 08	19.20 16.80
DAF258	2 x 58W	F58T8	1530 x 68 x 90	1545 x 73 x 95	1555 x 229 x 200 / 08	22.10 19.20

- Voltage: 120V / 230V Base: G13
- Built-in magnetic ballast
- Colour temperature: 2700K, 3500K, 4000K, 6500K
- High frequency electronic ballast version available (DEF Series)
- Metal Casing colour: WH-WHITE



DAF-D T8 Deluxe Fluorescent Light w/ Diffuser



MODEL	WATT	LAMP	DIMENSION (mm) A x B x C	IND. BOX (mm)	OUTER CARTON (mm) DIMENSION / PGS.	WEIGHT (kg) G.W. N.W.
DAF118D	18W	F18T8	620 x 80 x 97	635 x 85 x 102	645 x 350 x 316 / 12	21.20 18.50
DAF136D	36W	F36T8	1230 x 80 x 97	1245 x 85 x 102	1255 x 265 x 214 / 08	17.40 14.70
DAF158D	58W	F58T8	1530 x 80 x 97	1545 x 85 x 102	1555 x 265 x 214 / 08	20.70 17.40
DAF218D	2 x 18W	F18T8	620 x 80 x 97	635 x 85 x 102	645 x 350 x 316 / 12	22.40 19.70
DAF236D	2 x 36W	F36T8	1230 x 80 x 97	1245 x 85 x 102	1255 x 265 x 214 / 08	22.30 19.80
DAF258D	2 x 58W	F58T8	1530 x 80 x 97	1545 x 85 x 102	1555 x 180 x 214 / 04	17.30 15.10

- Voltage: 120V / 230V Base: G13
- Built-in magnetic ballast
- Colour temperature: 2700K, 3500K, 4000K, 6500K
- High frequency electronic ballast version available (DEF Series)
- Metal Casing colour: WH-WHITE



DAF Diffuser & End Cap



MODEL	WATT	DIMENSION (mm) A x B x C	OUTER CARTON (mm) DIMENSION / PGS.	WEIGHT (kg) G.W. N.W.
DAF-D18	18W	804 x 59 x 77	819 x 330 x 338 / 20	13.40 4.10
DAF-D36	36W	1214 x 59 x 77	1229 x 330 x 338 / 20	17.90 6.10
DAF-D58	58W	1514 x 59 x 77	1529 x 330 x 338 / 20	20.10 10.10



- Construction: PMMA diffuser, ABS end cap




CLF T8 Corner Light



MODEL	WATT	LAMP	DIMENSION (mm) A x B x C	IND. BOX (mm)	OUTER CARTON (mm) DIMENSION / PCS.	WEIGHT (kg)	
						G.W.	N.W.
CLF18T8	18W	F18T8	628 x 76 x 76	645 x 115 x 110	660 x 570 x 245 / 10	11.70	10.20
CLF30T8	30W	F30T8	933 x 76 x 76	950 x 115 x 110	965 x 570 x 245 / 10	16.50	14.50
CLF36T8	36W	F36T8	1238 x 76 x 76	1255 x 115 x 110	1270 x 570 x 245 / 10	21.50	19.00

- Voltage: 120V / 230V Base: G13
- Built-in electronic ballast
- Colour temperature: 2700K, 3500K, 4000K, 6500K
- Construction: Metal casing, PMMA diffuser, ABS end cap
- Metal casing colour: WH-WHITE
- End cap colour: WH-WHITE CR-CHROME BR-BRASS

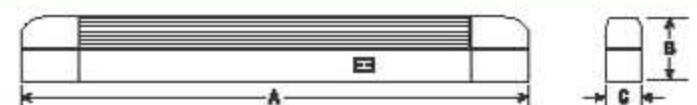


EF T8 Slim-line Fluorescent Light



MODEL	WATT	LAMP	DIMENSION (mm) A x B x C	IND. BOX (mm)	OUTER CARTON (mm) DIMENSION / PCS.	WEIGHT (kg)	
						G.W.	N.W.
EF-15	15W	F15T8	548 x 35 x 65	558 x 40 x 70	588 x 210 x 290 / 20	9.30	7.40
EF-18	18W	F18T8	700 x 35 x 65	710 x 40 x 70	720 x 210 x 290 / 20	13.00	10.50
EF-30	30W	F30T8	1005 x 35 x 65	1015 x 40 x 70	1025 x 210 x 290 / 20	17.70	14.20
EF-36	36W	F36T8	1310 x 35 x 65	1320 x 40 x 70	1330 x 170 x 220 / 12	13.60	10.80
EF-58	58W	F58T8	1810 x 35 x 65	1820 x 40 x 70	1830 x 170 x 220 / 12	18.60	13.20

- Voltage: 120V / 230V Base: G13
- Built-in electronic ballast
- Colour temperature: 2700K, 3500K, 4000K, 6500K
- Construction: Aluminium casing, PMMA diffuser
- Aluminium casing colour: WH-WHITE SG-SILVER GREY



DCF T8 Deluxe Fluorescent Light w/ Oval Diffuser



MODEL	WATT	LAMP	DIMENSION (mm) A x B x C	IND. BOX (mm)	OUTER CARTON (mm) DIMENSION / PCS.	WEIGHT (kg)	
						G.W.	N.W.
DCF218D	18W	F18T8	625 x 68 x 200	660 x 205 x 78	675 x 215 x 166 / 2	5.70	4.90
DCF230D	30W	F30T8	955 x 68 x 200	985 x 205 x 78	980 x 215 x 166 / 2	7.20	6.00
DCF236D	36W	F36T8	1260 x 68 x 200	1270 x 205 x 78	1285 x 215 x 166 / 2	8.60	7.00
DCF258D	58W	F58T8	1560 x 68 x 200	1570 x 205 x 78	1585 x 215 x 166 / 2	10.10	8.10

- Voltage: 120V / 230V Base: G13
- Built-in magnetic ballast
- Colour temperature: 2700K, 3500K, 4000K, 6500K
- High frequency electronic ballast version available
- Construction: Metal casing, PMMA diffuser, ABS end cap
- Metal casing colour: WH-WHITE SG-SILVER GREY
- WK-1M Suspension Kit: 2 x 1 meter steel wire & parts



LF-15M-24 T8 Under Cabinet Light



MODEL	WATT	LAMP	DIMENSION (mm) A x B x C	IND. BOX (mm)	OUTER CARTON (mm) DIMENSION / PCS.	WEIGHT (kg)	
						G.W.	N.W.
LF-15P-24	15W	F15T8	608.5 x 60 x 45	47 x 612 x 80	245 x 622 x 340 / 20	13.70	12.00

- Voltage: 120V / 230V Base: G13
- Built-in magnetic ballast
- Colour temperature: 2700K, 3500K, 4000K, 6500K
- Construction: Metal casing, PMMA diffuser
- Metal casing colour: WH-WHITE

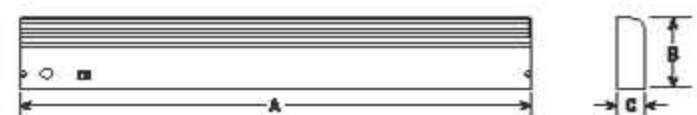


LF-15M-18 T8 Under Cabinet Light



MODEL	WATT	LAMP	DIMENSION (mm) A x B x C	IND. BOX (mm)	OUTER CARTON (mm) DIMENSION / PCS.	WEIGHT (kg)	
						G.W.	N.W.
LF-15M-18	15W	F15T8	455 x 100 x 40	110 x 45 x 500	505 x 300 x 235 / 12	14.20	12.50

- Voltage: 120V / 230V Base: G13
- Built-in magnetic ballast
- Colour temperature: 2700K, 3500K, 4000K, 6500K
- Construction: Metal casing, PMMA diffuser
- Metal casing colour: WH-WHITE




LF-15M-18BLB T8 Black Light



MODEL	WATT	LAMP	DIMENSION (mm) A x B x C	IND. BOX (mm)	OUTER CARTON (mm) DIMENSION / PCS.	WEIGHT (kg)	
						G.W.	N.W.
LF-15M-18BLB	15W	F15T8	455 x 100 x 40	110 x 45 x 500	505 x 300 x 235 / 12	14.20	12.50

- Voltage: 120V / 230V Base: G13
- Built-in magnetic ballast
- Construction: Metal casing, Aluminium reflector
- Metal casing colour: BK-BLACK

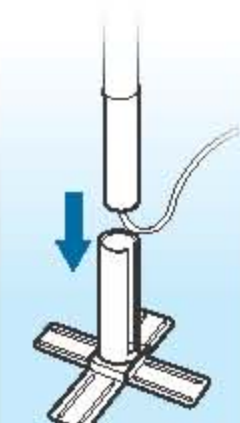
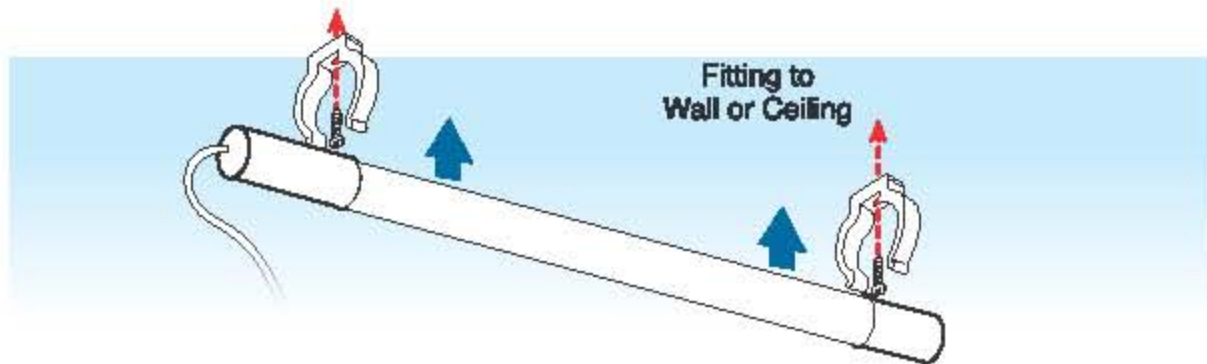


CSL T8 Colour Stick Light



MODEL	WATT	LAMP	DIMENSION (mm) A x B	IND. BOX (mm)	OUTER CARTON (mm) DIMENSION / PCS.	WEIGHT (kg)	
						G.W.	N.W.
CSL-18	18W	F18T8	730 x 32	850 x 60 x 60	870 x 330 x 145 / 10	8.00	6.00
CSL-30	30W	F30T8	1050 x 32	1150 x 60 x 60	1175 x 330 x 145 / 10	9.00	7.00
CSL-36	36W	F36T8	1350 x 32	1460 x 60 x 60	1480 x 330 x 145 / 10	11.00	9.00
CSL-58	58W	F58T8	1650 x 32	1760 x 60 x 60	1780 x 330 x 145 / 10	13.00	11.00

- Voltage: 120V / 230V
- Built-in electronic circuit
- Colour temperature: 2700K, 3500K, 4000K, 6500K
- Light tube colour:



MODEL	IND. BOX (mm)	OUTER CARTON (mm) DIMENSION / PCS.	WEIGHT (kg)	
			G.W.	N.W.
CSL-ST	290 x 60 x 66	310 x 310 x 300 / 25	10.50	9.50

Floor Stand



KENGO LIGHTING TURKEY:
KENGO AYDINLATMA SAN VE DIS TIC. LTD. STI
OKÇU MUSA CADDESİ, ŞAİR EŞREF SOK.
NURLU HAN No: 13 KAT: 3/4/5/6 BEYOĞLU - İSTANBUL
Tel. : 0212 2930 606 PBX Fax: 0212 2930 696
E-mail : kengo@kengo.com.tr



BS EN ISO9001:2000
Certificate No.: FM85977